



# Radius Series

[monitoraudio.com](http://monitoraudio.com)







# Great sound with a living dimension

Back in the days before anyone had ever heard of 'designer' products and hi-fi came with wardrobe-like enclosures and racks of chunky boxes, Monitor Audio invented the Radius Series of stylish and versatile speaker systems. So radical was the idea that it changed expectations of home entertainment forever.

It seems perfectly natural for today's audio fans to appreciate and expect a strong element of design in every product, but in 2003 it was new. Sure there existed super-chic systems, but they were also super-expensive and not considered as proper 'hi-fi'. Radius was democratically priced, and from a respected hi-fi brand. It proved that real hi-fi could also be unashamedly stylish, space-efficient and easy to live with. In other words harmonious in every way.

From the options available, music and film lovers could choose a speaker system that not only delivered the wide natural response of a genuine Monitor Audio design, it could also match the shape and colour of their rooms. This was revolutionary. The world's first widely available 'designer' speakers met with worldwide acclaim on launch, followed by repeat critical applause for subsequent upgrades, including a coveted Europe-wide EISA award in 2009.

Imbued with a rich heritage of innovation and energised by our driver technologies, this generation of Radius comes complete with more models, greater versatility and higher, wider, deeper sound. Living with great audio has never been easier.

# Perfect chemistry of design & performance

With its jewel-like size and lustre, Radius' appeal is truly timeless, but its flexibility and performance set new standards. The eight-strong model line-up includes still slimmer versions of the 225 centre speaker and Radius One soundbar, together with a Radius 200 centre-channel for shelf or rack mounting, and two enormously powerful yet super-compact active subwoofers: Radius 380 and 390.

The precision of the Radius design, available in a choice of the most popular gloss black, satin white and walnut finishes, is emphasised by its smoothly chamfered cabinet edges and the stylish silver profiles of the driver surrounds. Each satellite will look perfectly at home fitted snugly to the wall on an integrated fixing point designed for any standard wall bracket, or Monitor Audio's own MASM speaker mount, optional for Radius 45 and 90. The Radius 225 and Radius One are complete with their own wall-mounting plates. Naturally the floor-standing Radius 270 tower, the Radius 200 and the ground-breaking Radius subs demonstrate the peerless installation versatility of the Radius approach, mixing acoustically-matched floor and wall designs for maximum audio and visual effect.





Once your choice of Radius speakers is in place, you'll want to complement their clear, dynamic wideband response with the seismic presence of our wholly upgraded Radius sub cubes.

These ultra-compact bass engines represent a major leap forward in design and performance over their predecessors, generating jaw-dropping deep bass impact from side-firing systems of active and passive drivers – colour-coded to match cabinet finish – and massively up-rated amplifiers. The 380 has twin 8" drivers powered by a 200 W Class D amplifier – twice the power of the Radius 360 it replaces; the 390 uses twin 10" drivers powered by a 220 W Class D amp. Both amplifiers are DSP controlled and the passive ABR drivers are tuned low to produce deep, taut, size-defying bass. Impact, music and movie EQ presets and a 12 V trigger on each cube will help you to customise their miraculous low frequency output to your system and room. It's all part of the Radius magic!



# Technical features


## Pure C-CAM Drivers

Radius subs and satellites owe their extraordinary sound quality to break-through engineering by Monitor Audio's design team. In all but the diminutive Radius 45, the range utilises C-CAM drivers throughout.

C-CAM is Monitor Audio's signature driver material, which has been refined over many years and features in all of our award-winning speakers. Ceramic-Coated Aluminium/Magnesium is an innovative material originally developed by the aerospace industry for use as blades in jet engines. It has ideal qualities as a driver cone, being extremely light but also very strong – it doesn't bend like more conventional materials. This means you hear clearer, wider, more dynamic sound, even at high volumes.

## Tweeters

The Radius 1" (25 mm) C-CAM tweeter has been optimised to deliver the finest and widest performance within the compact Radius cabinets. It benefits from a more efficient rear-venting design, releasing air trapped and compressed at the back of the tweeter dome, and guiding it around the drive assembly to a rear-loading chamber. A more fluid movement of the dome lowers resonance and distortion across a wider operating range for greater accuracy, and a smoother, more natural crossover with the bass driver.





### Bass Drivers

Our bass drivers feature concave cone profiles, introduced by our top-of-the-range Platinum speakers. The key design breakthrough for Radius is the integration of new cone geometry and drive mechanisms, involving a continuous radiating dish innovatively coupled to a more efficient drive assembly. Unlike traditional driver cones, the voice-coil of the Radius drivers sits beneath the cone rather than protrude through it, permitting a completely unbroken driver surface for greatly improved strength and fidelity. Extensive research and FEA modelling have allowed us to perfect the relationship between the radiating diaphragm and its motor design, introducing larger motor sizes and voice coils for increased excursion, higher power capability and reduced distortion.

### HiVe II Port Design

Straight from Platinum's design blueprint, the HiVe II reflex port makes its Radius debut. It's shaped to have the same effect on airflow as a gun-barrel on a bullet. Rifled grooves inside the port help to accelerate the flow and reduce turbulence, so air moves in and out of the port more efficiently, for a faster more dynamic bass response.

### Design For Sound

For the first time the very original Radius series gave music and home cinema fans a living dimension to hi-fi sound. Now Radius expands that dimension still further, with more ways to experience genuine fidelity perfectly in-tune with your home.









## Radius 45 super-compact speaker cube

The diminutive Radius 45 cube is the epitome of Radius innovation: a speaker so small has no right to sound as good as it does, yet miraculously the 45 reveals astonishing mid-range clarity and high frequency ambience from its 3" (75mm) MMP II mid-bass driver and rear-firing 3/4" (19 mm) C-CAM tweeter. It's perfect for ultra-discreet sound all around the home, or partnered with the Radius 380 sub for explosive stereo from an ultra-compact system. The Radius 45 is also good for surround sound duties in a smaller room. It incorporates a single point 1/4" x UNC (20TPI) wall fixing for use with the optional MASM speaker mount or any standard wall bracket. Alternatively, fit the 45 to our Radius floor stands, which utilise innovative floor-level connections for a luxury wire-free look.



## Radius 90 compact 2-way monitor

The original hi-fi mini monitor, and respected by all. Radius 90 continues to evolve, delivering a greater size-defying performance than ever before. Radius 90 incorporates a 4" (100 mm) C-CAM bass driver and 1" (25 mm) C-CAM tweeter for a tuneful, controlled and powerful sound in pairs or combined as front and rear speakers in an AV system along with the 200 or 225, and the 380 or 390 sub. Use the optional MASM speaker mount or any standard wall bracket for wall mounting via the 90's single point fixing. Optional floor stands expand the installation possibilities still further.



## Radius 200 compact centre-channel speaker

The Radius 200 centre-channel speaker is designed for rack or shelf mounting in a dedicated home theatre system and room. The driver configuration mirrors that of the 225, and so the 200 has the pedigree and fire-power to capture the detailed dynamics and vocal textures of today's high definition movie soundtracks. Placed front and centre in a serious AV system, the still compact Radius 200 will anchor the entire sound field with life-like fidelity.



## Radius 225 compact LCR

The slender Radius 225 is even slimmer than its predecessor. At just 65 mm in depth, the 225 is the perfect match with today's ultra-thin displays. Use it as a centre channel or main speaker: its acoustic design of twin 4" (100 mm) C-CAM mid/bass drivers astride a 1" (25 mm) C-CAM tweeter delivers superb accuracy from horizontal and vertical positions. Extend bass further by adding the awesome 380 or 390 subs for breathtaking full-range AV or stereo sound. The 225 may be thinner physically, but its performance will fill the air with exhilarating audio wall-to-wall. A dedicated wall bracket is included with the 225.

## Radius One compact soundbar

The Radius One takes over from the original Radius soundbar with a beefed up driver complement in a purer, acoustically-matched configuration. It incorporates a string of C-CAM drivers arranged in three sets of 100 mm (4") bass driver/ 25 mm (1") tweeter pairings, each with its own dedicated reflex-ported chamber. It's a bit like three Radius 90s in a single convenient cabinet, contoured to match the widescreen aesthetics of larger flat TVs. With all this technology onboard you'd expect the Radius One to occupy the same space as its predecessor. In fact it's smaller. The innovative shallow-profile drivers introduced by the Radius series allow us to generate the triple impact of left, centre and right channels from a cabinet reduced in depth by a whopping 40 percent! Aesthetically it's as effective – a single grille will complement the uniform look of thin displays for a beautifully integrated home theatre solution; easy to install, impressive to behold and experience. Our dedicated wall bracket is included.



## Radius 270 compact floorstander

Gorgeous looks allied to our award-winning speaker engineering allow the Radius 270 to make an emphatic design statement in any room and in both music and AV systems. It offers the naturally fluid full-range sound of our acclaimed hi-fi speaker ranges in an elegantly proportioned tower, which is easy to position and simply radiates lifestyle appeal. Use the 270 with the 225 or 200 for scintillating home theatre audio, or with the 380 or 390 sub in a discreet, super-chic two-channel system worthy of the finest room designs and media collections. Its statuesque cabinet houses a precision-crafted Radius driver system of twin 100 mm (4") C-CAM mid/bass drivers and a 25 mm (1") C-CAM tweeter, which ensures perfect acoustic matching with other Radius speakers in multi-channel applications, and the wide, even quality of sound that reflects the expertise of its engineering and heritage.







## Radius 390 compact subwoofer

Promising the astonishing low frequency resolution of the 380 with the added depth, impact and control of a larger bass engine, the Radius 390 demolishes assumptions of size versus performance. With every earth-shaking transient, you'll be more convinced that the compact 390 is truly 'ground-breaking' in form and function. A system of twin colour-coded 10" C-CAM active/ABR drivers is powered by a 220 W Class D amplifier to expand levels of output and extension, releasing a rich layer of penetrating bass, mesmerising in its consistency and scale. You'll get agility as well, for rhythmic depth with music, and dynamic reinforcement in home theatre systems – all this from a beautiful little cube that liberates living space. In tune with Radius philosophy the 390 is perfect for lifestyle but sonically it's in a class of its own. Enjoy rapid EQ optimisation from Impact, Music and Movie settings, and system automation via the 12 V trigger.

## Radius 380 compact subwoofer

Since the last Radius series we've applied our research and development to the challenge of subwoofer design. It's relatively easy to produce large bass in a large box, but finding the optimum mix of parameters required to generate genuinely deep dynamic bass from a space efficient Radius cabinet requires a vastly more innovative approach. We're confident that the ultra-compact Radius 380 will elevate your expectations of what's possible in a small enclosure: the Radius 380 and its companion 390 rewrite the rules. Within the 380's diminutive cube, twin side-firing 8" C-CAM drivers - one active and one passive ABR – work in tandem with a powerful 200 W cool-running Class D amplifier (double the power of its predecessor) to deliver a seismic bass foundation for films and music, distinguished by an intoxicating blend of depth and speed. Tuned for an utterly dynamic result with Radius satellites in film and music systems, the 380 also offers Impact, Movie and Music pre-sets for easy EQ operation. The drivers have no grilles but are colour-coded to coordinate with cabinet finish. A 12 V trigger syncs the 380 with other AV components when the system is activated.



# Specifications

	RADIUS 45	RADIUS 90	RADIUS 200	RADIUS 225	RADIUS 270	RADIUS ONE
Frequency Response	120 Hz – 20 kHz	80 Hz – 35 kHz	60 Hz – 35 kHz	80 Hz – 35 kHz	50 Hz – 35 kHz	90 Hz – 35 kHz
Sensitivity (1W@1M)	87 dB	83 dB	86 dB	87 dB	87 dB	87 dB
Nominal Impedance	8 ohms	8 ohms	6 ohms	6 ohms	6 ohms	6 ohms
Power Handling Single (RMS)	25 W	75 W	100 W	100 W	100 W	75 W
System Power Handling (RMS)	50 W	100 W	150 W	150 W	150 W	100 W
Recommended Amp. Requirements	15 – 50 W	30 – 100 W	40 – 150 W	40 – 150 W	40 – 150 W	30 – 100 W
Maximum SPL (dBA)	101	102	106	107	107	106
Bass Alignment	Sealed Cabinet	Bass reflex – rear ported	Bass reflex – rear ported	Bass reflex – front ported	Bass reflex – front and rear ported	C: Bass reflex – front ported L/R: Bass reflex – side ported
Drive Unit Complement	1 x 3" MMP II cone bass/mid driver 1 x 3/4" C-CAM Gold Dome tweeter	1 x 4" C-CAM cone bass/mid driver 1 x 1" (25mm) C-CAM Gold Dome tweeter	2 x 4" C-CAM cone bass/mid driver 1 x 1" (25mm) C-CAM Gold Dome tweeter	2 x 4" C-CAM cone bass/mid driver 1 x 1" (25mm) C-CAM Gold Dome tweeter	2 x 4" C-CAM cone bass/mid driver 1 x 1" (25mm) C-CAM Gold Dome tweeter	3 x 4" C-CAM cone bass/mid driver 3 x 1" (25mm) C-CAM Gold Dome tweeter
Cabinet Dimensions (H x W x D)	100 x 100 x 100 mm (3 <sup>15/16</sup> x 3 <sup>15/16</sup> x 3 <sup>15/16</sup> " )	198 x 125 x 140 mm (7 <sup>13/16</sup> x 4 <sup>15/16</sup> x 5 <sup>1/2</sup> " )	125 x 330 x 140 mm (4 <sup>15/16</sup> x 13 x 5 <sup>1/2</sup> " )	In vertical orientation; 610 x 140 x 67 mm (24 x 5 <sup>1/2</sup> x 2 <sup>5/8</sup> " )	1000 x 177 x 208 mm (39 <sup>3/8</sup> x 6 <sup>15/16</sup> x 8 <sup>3/16</sup> " ) Inc Plinth, Without Spikes	175 x 980 x 67 mm (6 <sup>7/8</sup> x 38 <sup>9/16</sup> x 2 <sup>5/8</sup> " )
External Dimensions (Inc grille and terminals) (H x W x D)	100 x 100 x 124 mm (3 <sup>15/16</sup> x 3 <sup>15/16</sup> x 4 <sup>7/8</sup> " )	198 x 125 x 164 mm (7 <sup>13/16</sup> x 4 <sup>15/16</sup> x 6 <sup>7/16</sup> " )	125 x 330 x 164 mm (4 <sup>15/16</sup> x 13 x 6 <sup>7/16</sup> " )	In vertical orientation; 610 x 140 x 77 mm (24 x 5 <sup>1/2</sup> x 3 <sup>1/16</sup> " )	1025 x 177 x 208 mm (40 <sup>3/8</sup> x 6 <sup>15/16</sup> x 8 <sup>3/16</sup> " ) Inc Plinth, With Spikes	175 x 980 x 79 mm (6 <sup>7/8</sup> x 38 <sup>9/16</sup> x 3 <sup>1/8</sup> " )
External Dimensions (Inc grille and bracket) (H x W x D)	100 x 100 x 162 mm (3 <sup>15/16</sup> x 3 <sup>15/16</sup> x 6 <sup>3/8</sup> " ) (Bracket – optional MASM)	198 x 125 x 203 mm (7 <sup>13/16</sup> x 4 <sup>15/16</sup> x 8" ) (Bracket – optional MASM)	N/A	In vertical orientation; 610 x 140 x 84 mm (24 x 5 <sup>1/2</sup> x 3 <sup>5/16</sup> " ) (Dedicated bracket included)	N/A	175 x 980 x 84 mm (6 <sup>7/8</sup> x 38 <sup>9/16</sup> x 3 <sup>5/16</sup> " ) (Dedicated bracket included)
Weight (each)	1 kg (2 lb 4 oz)	2.1 kg (4 lb 10 oz)	3.6 kg (7 lb 14 oz)	4.2 kg (9 lb 4 oz)	9.9 kg (21 lb 12 oz)	7.4 kg (16 lb 4 oz)

	RADIUS 380	RADIUS 390
System Format	Active sub-woofer system – Auxiliary (ABR) loading 18 mm MDF cabinet	
Low Frequency Limit	30 Hz (- 6 dB)	
Upper Frequency Limit	Variable 40 – 120 Hz @ 24 dB/Octave	
Amplifier Power Output	200 W @ 1% THD+N	220 W @ 1% THD+N
Amplifier Classification	Class D amplifier with Switch mode power supply (SMPSU)	
Bass EQ Switch	Music / Movie / Impact	
Phase Control	0 & 180 degrees	
Auto Sensing	Line Level >3.5 mV	
Input Level Requirements	Standby after approximately 15 minutes if no signal sensed	
Driver Compliment	1 x 8" (200 mm) C-CAM long throw driver 1 x 8" (200 mm) Auxiliary bass radiator	1 x 10" (250 mm) C-CAM long throw driver 1 x 10" (250 mm) Auxiliary bass radiator
Input Impedance	> 20K ohms	
Mains Input Voltage	AC 110 – 120 V ~ 50/60 Hz; AC 220 – 240 V ~ 50/60 Hz (Factory Region Preset)	
Dimensions (H x W x D) (Including amp & feet)	308 x 290 x 305 mm (12 <sup>1/8</sup> x 11 <sup>7/16</sup> x 12")	348 x 330 x 345 mm (13 <sup>11/16</sup> x 13 x 12 <sup>9/16</sup> )
Connections	Stereo RCA in, LFE in, 12 V Trigger in (3.5 mm mono mini-jack)	
12v Trigger Input	5 – 12 V via 3.5 mm mono mini-jack socket	
Power Consumption	200 W / 0.5 W in Standby (ErP approved)	220 W / 0.5 W in Standby (ErP approved)
Weight (Unpacked)	10.16 kg (22l b 6 oz)	13.76 kg (30 lb 4 oz)


#### Speaker Finishes:



Gloss Black



Satin White




Walnut

#### Stand Finishes:



Black



White

E&OE.  
All colours  
approximate.



**Monitor Audio Ltd**

24 Brook Road, Rayleigh,  
Essex, SS6 7XJ, England

T. + 44 (0)1268 740580

F. + 44 (0)1268 740589

E. [info@monitoraudio.com](mailto:info@monitoraudio.com)

[monitoraudio.com](http://monitoraudio.com)